

## Sink Milanello Gold workstation

Kitchen Sinks

Code: 1034 059



### DETAILS

Coloring	Gold
Edge/Installation Type	Flush-mount   Top-mount
Finish	PVD
Material	AISI 304 stainless steel
Texture	Brushed in line
Base	80 cm
Dimensions	806 x 520 mm
Standard fittings	Fixing hooks, gasket, drain, overflow and siphon, boxed packing
Mixer holes	2 standard holes - 3rd hole on request

Built-in hole

[View technical data sheet](#)

Drainer

No

Width

81 cm

Bowl dimension

750 x 374 mm

Number of bowls

1 bowl

Waste fitting

Drain with automatic control SPACE PUSH GOLD - PD

## EQUIPMENT

2 x Black grid Milanello 8100  
602  
1 x Space Push Gold  
automatic waste fitting 8407  
121

## FEATURES

Gold

The Gold finish is obtained by treating the steel with a physical process called PVD (Physical Vacuum Deposition) which deposits particles of noble metals on the surface. The result is a unique and refined aesthetic effect, and an improvement in the mechanical properties of the steel that is more resistant to shocks and scratches.

2nd / 3rd hole available

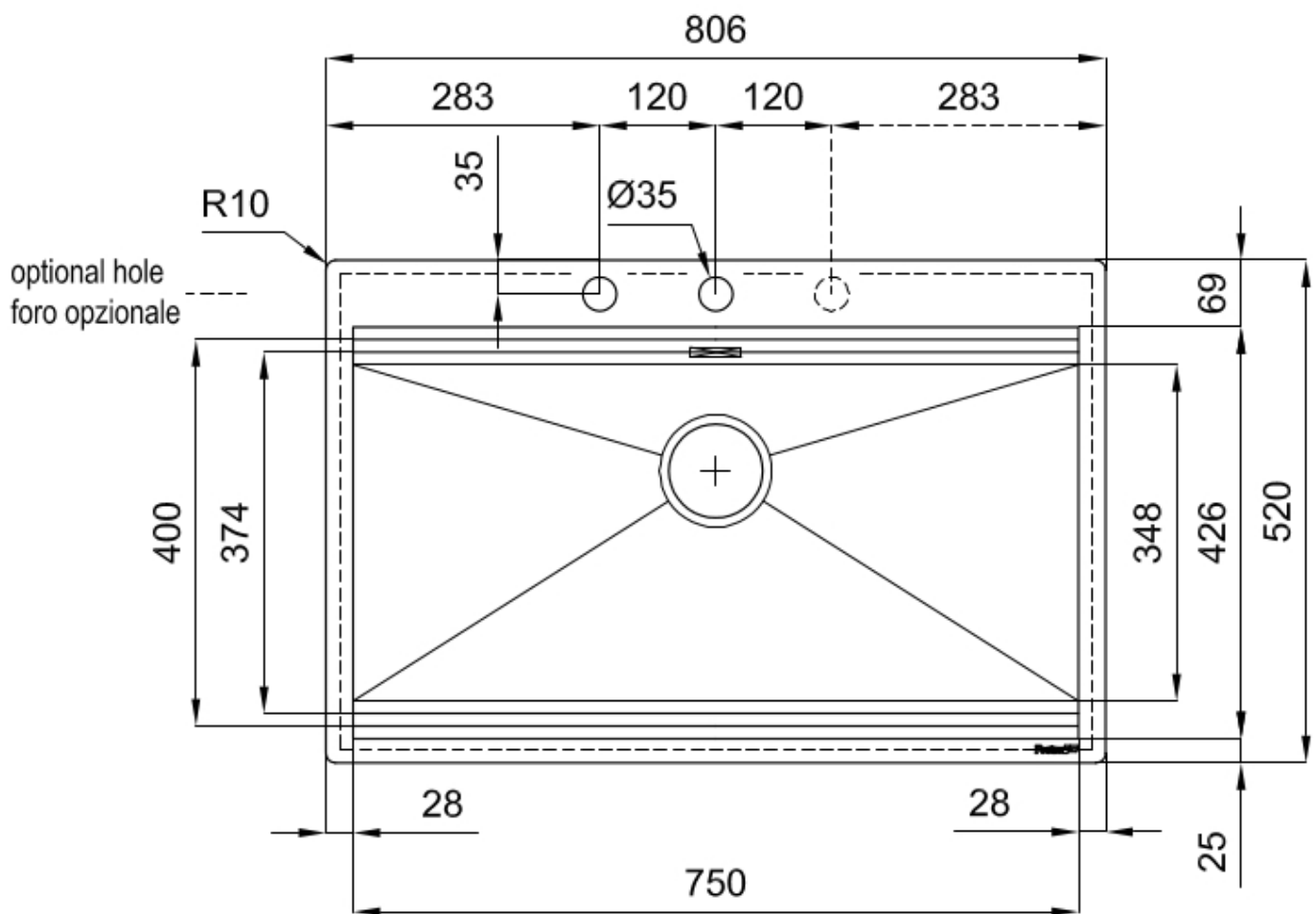
The sink can be customized with the execution on request of additional holes, usable for double-hole mixers, for remote controlled drains or for the installation of soap dispensers. The positions are marked on the drawings with dotted line holes.

Automatic waste fitting

The waste-fitting with round remote knob is supplied; a practical accessory which makes it unnecessary to get wet in order to drain the water from the bowl.

Diamond-shape bottom	The draining of water is an important feature in a sink, and it's always taken good care of in Foster products. In the bent-welded sinks, which would have a flat bottom, the proper draining is guaranteed by the elegant beveling, which helps the water flow.
Double mixer hole	The large tap counter is already fitted with a series of 2 tap holes. In the second hole it is possible to install the remote control of the automatic drain or, alternatively, a practical soap dispenser.
High thickness	1mm thick steel. A significant thickness, which guarantees the maximum sturdiness and durability.
Perimetral overflow	The overflow is always a security on the Foster sinks that prevents the overflow of water in case of oversights. The perimeter drain solution improves aesthetics thanks to its square and essential shape.
Save space system	Drain and siphon are designed to leave as much space as possible in the under-sink area, more and more useful today for theseparate waste collection systems.
Small radius	Bowls with squared shapes with a modern design and an increased capacity, for a minimal aesthetics connected with an extreme praticity.
Space waste fitting	The elegant SPACE steel cap closes the drain and leaves no visible residues collected in the basket below. Space also has a small footprint and allows the optimal use of the under-sink compartment.
Triple recess - sliding accessories	The Foster Milano sink has an ingenious design that makes it simple to use a large set of optional accessories. On the topmost supporting step, the innovative Black grids slide, creating a large and practical surface to rinse food and crockery. The second step is meant to support and allow the sliding of a complete combination of accessories, which make some operations practical and safe: rinse, drain, slice, grate... everything can be done inside the sink. The third supporting step is on the bottom of the bowl. On this step one can rest the Black grids, making it possible to rinse foodstuffs without their coming in contact with the bottom of the sink, which may be dirty.

## TECHNICAL DATA



## **Milanello** **Optional accessories / Accessori opzionali**

The "rails" system makes it possible to use a combination of numerous accessories. Grids, chopping boards, utensils' ranging system, bowls and containers of different dimensions can be alternated in the workspace with a simple gesture, and can easily be stacked, in order to be on hand at all times.

Il sistema di "corsie" rende possibile l'utilizzo combinato di innumerevoli accessori. Griglie, taglieri, portautensili, vaschette e contenitori di varie dimensioni si alternano nella zona di lavoro con un semplice gesto e possono essere impilati, sempre a portata di mano.



## Milanello Level 1

Compatible accessories/Accessori compatibili:

8100 602


8631 300

8642 003

8644 004

8644 101

8657 001

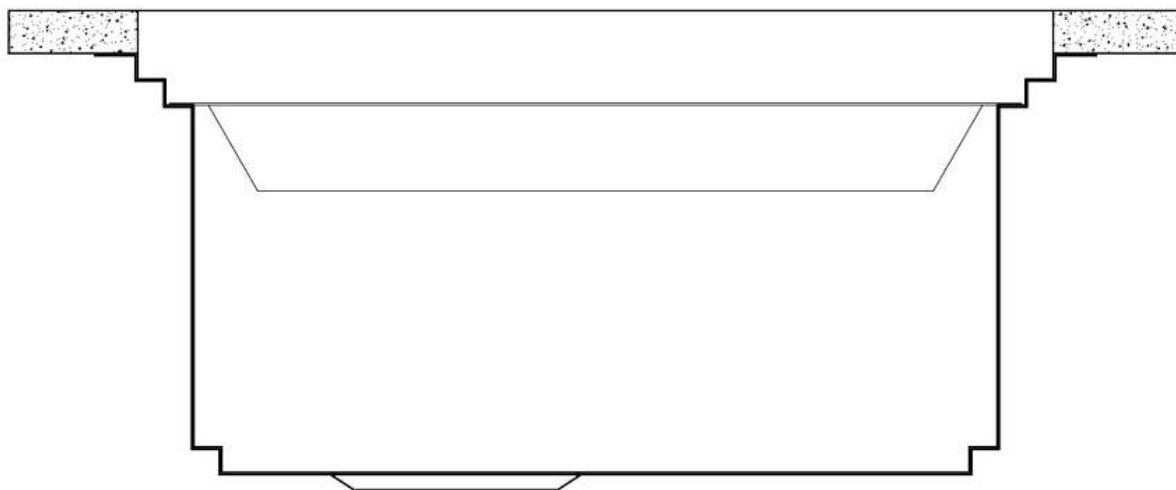


## Milanello Level 2

Compatible accessories/Accessori compatibili:

8100 306

8156 000



## Milanello Level 3

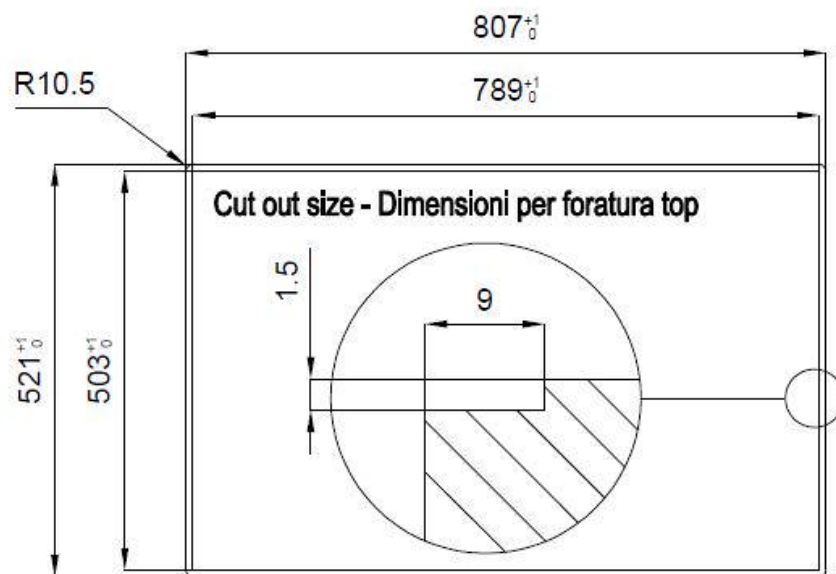
Compatible accessories/Accessori compatibili:

8100 602

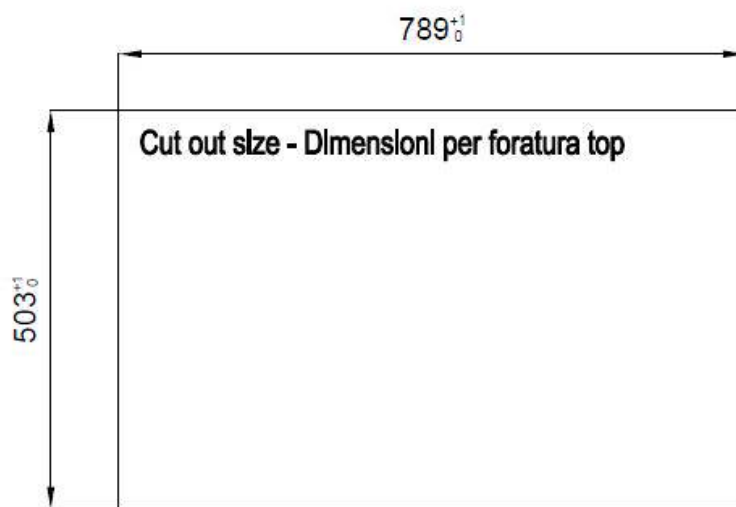




## Lavello MILANELLO cod. 1034/05\*




FT



FTS

### GALLERY



## EQUIPMENT



**Black grid Milanello**  
8100 602



**Space Push Gold automatic waste fitting**  
8407 121

## OPTIONAL ACCESSORIES



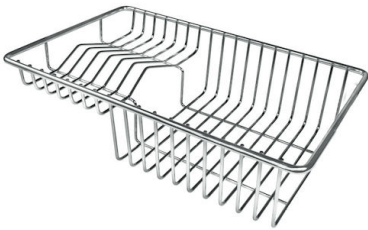
**HDPE Chopping board**  
8657 001



**HPDE Twin chopping board**  
8644 101



**Stainless steel perforated tray**  
8156 000



**Stainless steel plate rack**  
8100 303  
\* only in combination with the accessory  
8644 101



**Stainless steel plate rack only  
usable in combination with the  
accessories 8644 003**  
8100 154



**Glass chopping board**  
8631 300



**Graters kit with ring-holder and  
food collection tray**  
8159 101  
\* only in combination with the accessory  
8644 101




**Stainless steel perforated tray**  
8151 000  
\* only in combination with the accessory  
8644 101




**Walnut-wood chopping board**  
8642 004

## RECOMMENDED PAIRINGS



**Cooker hob Milanello Gold**  
7680 009



**Cooker hob Milanello Gold**  
7681 009



**Mixer Tap Omega Gold**  
8497 700